


HOW TO USE VIRTUAL VISA CARD IN STORE

01

OVERVIEW


Virtual Visa cards have become a popular alternative to physical credit cards.



02

ADDING YOUR VIRTUAL CARD


Launch your preferred mobile wallet app, add the card, enter details, and submit.



03

SHOPPING IN-STORE


Visit the store, use your mobile wallet at the counter, hold your phone near the contactless payment terminal, and the transaction will process wirelessly.



04

CONSIDERATIONS

Not all stores support contactless payments, some vendors may not accept payments from virtual cards, and carry cash as a backup.



05

CONCLUSION

Virtual Visa cards offer a secure, efficient alternative to physical cards.

